



Year 1



Phonics

Screening











# What is phonics?

- Children are taught to read by breaking down words into separate sounds or 'phonemes'. They are then taught how to blend these sounds together to read the whole word.
- Children have a 20min phonics lesson each day.
- There are around 40 different sounds.

# Phase 1



## Phase 2 Sounds

s	a	t	p	i	n	m	d
							

g	o	c	k	ck	e	u	r
							










h	b	f	ff	l	ll	ss
						



# Phase 3 Sounds

j	v	w	x	y	z	zz	qu	ch
								

sh	th	ng	ai	ee	igh	oa	oo	oo
								

ar	or	ur	ow	oi	ear	air	ure	er
								



# Phase 4

## Phase 5 Sounds

ay	ou	ie	ea	oy	ir	ue	aw	wh
								

ph	ew	oe	au	ey	a_e	e_e
						

i_e	o_e	u_e
		



# Alternative Spellings

What is the correct spelling?

The snow fell off the roof ruef rufe.

Is that troo true tro, asked the teacher.



I went to buy feud foud food at the shop.

Can you give me a cloo clew clue, said dad.












































The sky was a beautiful bloo blew blue..

I wish I could doo due do that like you yew.

May I have soup soop seup today for lunch?

---

The 'oo' family oo ue ew u-e o u ou i

a 	o 	x 	t 	e 	p 	r 	i 	n 	m 	h 	b 	d 	g 
s ss 	c k ck 	q qu 	u oo 	j 	y 	ch 	sh 	th 	w wh 				
v 	f ff ph 	ow ou 	l ll 	oa ow oe o e 	oo ue ew u e 	ar 							
ng 	z zz 	ai ay a e 	ear 	igh 	ie i e 	ee e e ea 	air 						
ure 	oi oy 	or aw au 	er ur ir 	I no go the to into he she we me be was									
you they all are my her said have like so do come some were there little one when out what													

# Why are the children being screened?

- Every Year 1 child in the country will be taking the phonics screening check in the same week in June.
- The aim of the check is to ensure that all children are able to read by the end of year two.
- This 'midpoint check' will ensure that we have a clear understanding of what the children need to learn in year 2.





# What will the children be expected to do?

- The check is very similar to tasks the children already complete during phonics lessons.

- Children will be asked to 'sound out' a word and blend the sounds together.eg d-o-g - dog



- The focus of the check is to see which sounds the children know and therefore the children will be asked to read made up 'nonsense' words.



# Examples of words:

in

at

beg

sum


ot



vap



osk



ect



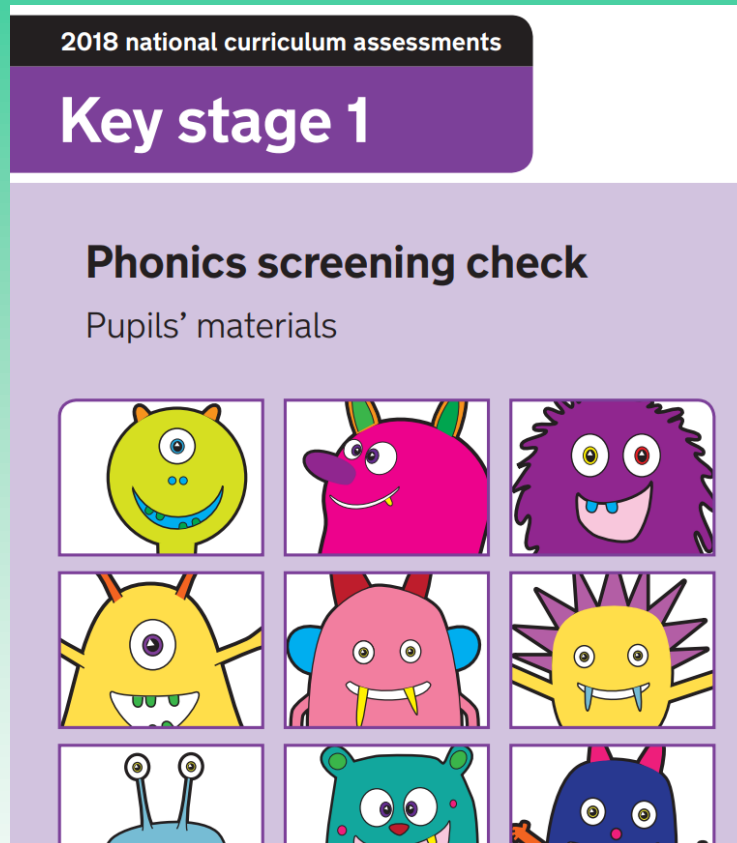
# When will the screening take place?

- The screening will take place throughout the week beginning **Monday 8<sup>th</sup> June**. The children cannot retake the test at any other time so it is very important your child is in school during this week.

- The check has been designed so that children of all abilities will be able to take part.



# Passing the screening...



Lets take a look...



# Who will complete the check?

- The children will complete the check one at a time in a quiet area of the school.
- The Phonics leader will conduct all of the screening checks with the children.
- The screening will only take 5-10mins with each child.



Shhhhh!

# How can you help?

- Encourage your child to 'sound out' when reading or writing. Focusing particularly on spotting more unusual sound patterns.

E.g.

Digraph- 2 letters making one sound

cow

Trigraphs- 3 letters making one sound

night

Split digraphs- 2 vowels with a consonant in-between.

spine - i\_e

# How can you help?

- Phonics Buster books £2
- Phonics drop in
- Spellings
- Reading
- Phonics games

# Questions?

